



## KEY INFORMATION MEMORANDUM

# Samco Active Momentum Fund

(An open-ended equity scheme following momentum theme)

This product is suitable for investors who are seeking*:	Scheme Risk-o-meter	Benchmark Risk-o-meter (NIFTY 500 TRI)
<ul style="list-style-type: none"> <li>Long Term Capital Appreciation</li> <li>An actively managed thematic equity scheme that invests in stocks exhibiting momentum characteristics</li> </ul> <p><i>*Investors should consult their financial advisers if in doubt about whether the product is suitable for them.</i></p>	 <p>The risk of the scheme is Very High</p>	 <p>The risk of the benchmark is Very High</p>

### Continuous offer for Units at NAV based prices

**Name of Sponsor:**

Samco Securities Limited

**Name of Mutual Fund:** Samco Mutual Fund

**Name of Asset Management Company:** Samco Asset Management Private Limited

**Name of Trustee Company:** Samco Trustee Private Limited

**Address:**

1004 - A, 10th Floor, Naman Midtown - A Wing, Senapati Bapat Marg, Prabhadevi 400 013

**Addresses, Website of the Entities:**

**Address:** 1003 - A, Naman Midtown, Senapati Bapat Marg, Prabhadevi West, Mumbai - 400 013

**Website:** [www.samcomf.com](http://www.samcomf.com), **Email:** [mfassist@samcomf.com](mailto:mfassist@samcomf.com)

**Toll Free No.:** 18001034757, **Fax No.:** 022 41708989

This Key Information Memorandum (KIM) sets forth the information which a prospective investor ought to know before investing. For further details of the scheme/Mutual Fund, due diligence certificate by the AMC, Key Personnel, investors' rights & services, risk factors, penalties & pending litigations etc. investors should, before investment, refer to the Scheme Information Document and Statement of Additional Information available free of cost at any of the Investor Service Centres or distributors or from the website [www.samcomf.com](http://www.samcomf.com).

The Scheme particulars have been prepared in accordance with Securities and Exchange Board of India (Mutual Funds) Regulations 1996, as amended till date, and filed with Securities and Exchange Board of India (SEBI). The units being offered for public subscription have not been approved or disapproved by SEBI, nor has SEBI certified the accuracy or adequacy of this KIM.

This Key Information Memorandum is dated November 28, 2025.

<b>Name of the Scheme</b>	Samco Active Momentum Fund																
<b>Category of the Scheme</b>	Thematic Fund																
<b>Scheme type</b>	An open-ended equity scheme following momentum theme																
<b>Scheme Code</b>	SAMC/O/E/THE/23/04/0004																
<b>Investment Objective</b>	The investment objective of the Scheme is to seek to generate long-term capital appreciation by investing in stocks showing strong momentum. Momentum stocks are such that exhibit positive price momentum – based on the phenomenon that stocks which have performed well in the past relative to other stocks (winners) continue to perform well in the future, and stocks that have performed relatively poorly (losers) continue to perform poorly. There is no assurance that the investment objective of the scheme will be achieved.																
<b>Asset allocation Pattern</b>	<p>Under normal circumstances, the asset allocation pattern will be as follows:</p> <table><tr><th rowspan="2">Instruments</th><th colspan="2">Indicative allocations (% of net assets)</th></tr><tr><th>Minimum</th><th>Maximum</th></tr><tr><td>Equity &amp; Equity related instruments of momentum theme</td><td>80%</td><td>100%</td></tr><tr><td>Equity and Equity related securities of other Companies</td><td>0%</td><td>20%</td></tr><tr><td>Debt and Money Market instruments</td><td>0%</td><td>20%</td></tr></table> <p>The Scheme may also take exposure to</p> <ul style="list-style-type: none"><li>Investment in Equity Derivatives upto 100% for the purpose of hedging and portfolio balancing. Further, in case of other than hedging purpose, the scheme shall not exceed 50% of net assets of the equity component. For example, if the scheme uses 50% of net assets for hedging purpose then the scheme shall use other 50% for other than hedging purpose and if the scheme uses 100% of net assets for hedging purpose then the scheme shall not use any exposure for other than hedging purpose.</li><li>Investment in ADR / GDR / Foreign equity shall be upto 20% of total assets in accordance with the guidelines stipulated by SEBI and RBI from time to time.</li><li>A maximum of 20% of net assets may be deployed in securities lending and the maximum single party exposure may be restricted to 5% of net assets outstanding at any point of time.</li></ul> <p>The Scheme may invest in other scheme(s) under the same AMC or any other mutual fund without charging any fees, provided that aggregate inter-scheme investment made by all Schemes under the same AMC or in Schemes under the management of any other asset management shall not exceed 5% of the net asset value of the Mutual Fund. Further, the Scheme shall not invest in any fund of funds scheme.</p> <p><b>Indicative Table</b> (Actual instrument/percentages may vary subject to applicable SEBI circulars)</p>			Instruments	Indicative allocations (% of net assets)		Minimum	Maximum	Equity & Equity related instruments of momentum theme	80%	100%	Equity and Equity related securities of other Companies	0%	20%	Debt and Money Market instruments	0%	20%
Instruments	Indicative allocations (% of net assets)																
	Minimum	Maximum															
Equity & Equity related instruments of momentum theme	80%	100%															
Equity and Equity related securities of other Companies	0%	20%															
Debt and Money Market instruments	0%	20%															

S.no	Type of Instrument	Percentage of exposure (% of total assets)	Circular references
1.	Equity Derivatives for hedging purposes	Upto 100%	Para 12.25 of SEBI Master Circular on Mutual Funds dated June 27, 2024
2.	Equity Derivatives for non-hedging purposes	Upto 50%	Para 12.25 of SEBI Master Circular on Mutual Funds dated June 27, 2024
3.	ADR / GDR / Foreign Equity	Upto 20%	Para 12.19 of SEBI Master Circular on Mutual Funds dated June 27, 2024
4.	Securities Lending and borrowing	Upto 20%	Para 12.11 of SEBI Master Circular on Mutual Funds dated June 27, 2024
5.	Units of mutual Fund schemes	Upto 20%	Clause 4 of the Seventh Schedule of SEBI (Mutual Funds) Regulations, 1996

The scheme will not invest in following securities:

S.no	Type of Instrument
1.	Overseas Mutual Funds
2.	Units issued by REITs and InvITs
3.	Securitized Debt
4.	Commodity derivatives
5.	Debt Derivatives
6.	Repo transactions in Corporate debt securities
7.	Credit Default Swap transactions
8.	Debt instruments with Credit enhancement/ structured obligations
9.	Short Selling in debt instruments
10.	Debt instruments with special features (AT1 and AT2 Bonds)

The cumulative gross exposure through equity, debt (including money market instruments), derivative positions, foreign securities, other permitted securities/assets and such other securities/assets as may be permitted by the Board from time to time should not exceed 100% of the net assets of the scheme in accordance with SEBI Master circular no. SEBI/HO/IMD/IMD-PoD-1/P/CIR/2024/90 dated June 27, 2024.

However, cash or cash equivalents with residual maturity of less than 91 days may be treated as not creating any exposure in line with clause 12.25 of SEBI Master Circular no SEBI/HO/IMD/IMD-PoD-1/P/CIR/2024/90 dated June 27, 2024. Further, SEBI vide letter dated November 3, 2021, has clarified that Cash Equivalent shall consist of Government Securities, T-Bills and Repo on Government Securities.

	<p>Pending deployment of funds of the Scheme, in securities in terms of the investment objective, and for margin purposes, the AMC may park the funds of the Scheme in short term deposits of scheduled commercial banks, subject to the clause 12.16 of the SEBI Master Circular for Mutual Funds dated June 27, 2024, as amended from time to time.</p> <p><b>Rebalancing due to Short Term Defensive Consideration:</b></p> <p>Due to market conditions, the AMC may invest beyond the range set out in the asset allocation. Such deviations shall normally be for a short term and defensive considerations only in terms of SEBI Master circular no. SEBI/HO/IMD/IMD-PoD-1/P/CIR/2024/90 dated June 27, 2024. In the event of deviations, the fund manager will carry out rebalancing within 30 calendar days.</p> <p><b>Timelines for Rebalancing of Portfolios in case of passive breach:</b></p> <p>In the event of deviations from asset allocation due to passive breaches, the fund manager will carry out rebalancing within 30 business days. Where the portfolio is not rebalanced within 30 business days, justification for the same shall be placed before the Investment Committee and reasons for the same shall be recorded in writing. The Investment committee, if so desires, can extend the timelines up to sixty (60) business days from the date of completion of mandated rebalancing period. In case the portfolio of scheme is not rebalanced within the extended timelines, AMCs shall not be permitted to launch any new scheme till the time the portfolio is rebalanced. Further, no exit load shall be levied to the investors who exiting the scheme.</p> <p>Additionally, the AMC shall report the deviation to the Trustees at each stage. In case the AUM of deviated portfolio is more than 10% of the AUM of main portfolio of scheme, the AMC shall immediately disclose the same to the investors through SMS and email / letter including details of portfolio not rebalanced. Subsequently, the AMC shall also immediately communicate to investors through SMS and email / letter when the portfolio is rebalanced. Additionally, the AMC shall disclose the deviation from the mandated asset allocation to investors along with periodic portfolio disclosures as specified by SEBI from the date of lapse of mandated plus extended rebalancing timelines.</p> <p>As per SEBI Circular No. SEBI/HO/IMD/PoD2/CIR/2025/92/ dated June 26, 2025, the above timeline for rebalancing the portfolios will also be applicable on passive breaches of various prudential limits specified under SEBI (Mutual Funds) Regulations, 1996 and various circulars issued from time to time.</p>
<b>Investment Strategy</b>	<p>The primary investment objective of the Scheme is to seek to generate long-term capital appreciation by investing in stocks showing strong momentum. Momentum stocks are such that exhibit positive price momentum – based on the phenomenon that stocks which have performed well in the past relative to other stocks (winners) continue to perform well in the future, and stocks that have performed relatively poorly (losers) continue to perform poorly. The momentum strategy is based on buy high, sell higher or alternatively, cut your losses and let your winners run.</p> <p>The scheme shall invest in stocks that exhibit momentum characteristics across market capitalizations i.e. Large Caps, Mid-Caps, Small Caps and Micro cap companies. The fund intends to benefit from momentum in stock prices from short to medium term time frame. The fund makes trades based on trading signals generated by our intelligent algorithm. This algorithm has been developed by studying years of market data including price, volume, volatility, open interest, breakouts, relative strengths and correlations with appropriate weights</p>

on various data points. The Momentum investing is based on that gap in time that exists before mean reversion occurs. Momentum is usually seen in the short- to intermediate-term.

**Stock Selection:** The scheme will look for stocks that exhibit momentum in price and/or earnings growth, in other words they are price leaders in specific period of time. The scheme will typically buy stocks when they exhibit strong price breakouts and exit stocks when they exhibit price weakness.

Stocks in Momentum could be selected via Time Series Momentum or Relative Strength Momentum. Time-series momentum and cross-sectional momentum are two distinct measures used to evaluate the performance of stocks. Time-series momentum, also known as absolute momentum, assesses a stock's past performance by considering its own returns independently from the returns of other stocks. On the other hand, cross-sectional momentum, previously known as relative strength, measures a stock's performance in comparison to other stocks. A mix of methodologies to compute momentum are used which include but are not limited to Risk-adjusted Price Momentum, Momentum Strength Score & Momentum ratio.

The scheme will involve active monitoring and may lead to changes in the portfolio involving both sale and purchase of the existing stocks and purchase of new stocks, if any. The scheme shall own stocks diversified across sectors. Each stock shall be assigned a momentum score based on SAMCO's proprietary model that is based on variety of factors including price momentum, breakouts and for additional inputs, fundamental qualities such size, value and quality are also taken into consideration. The selection of stocks and their weightage is based on the momentum score, free float market cap and other factors.

The Fund will adapt to changing market conditions and increases the weight to current outperforming sectors. The scheme aims to overweight outperforming stocks/sectors relative to its parent Index and adapts itself as the market outperformers change. An illustration of momentum stock is a stock that usually breaks out of a defined support or resistance levels and is also exhibiting relative strength at the time of the breakout vis-a-vis other stocks.



At times when overall markets exhibit overall downtrends or negative momentum, the scheme may use 100% of net assets of Equity & Equity related instruments derivative exposure only for hedging purpose. Further, in case of other than hedging purpose, the scheme shall not exceed



	<p>50% of net assets of the equity component. For example, if the scheme uses 50% of net assets for hedging purpose then the scheme shall use other 50% for other than hedging purpose and if the scheme uses 100% of net assets for hedging purpose then the scheme shall not use any exposure for other than hedging purpose. The scheme is expected to have annual turnover in excess of 100%, and will therefore employ optimization and other sophisticated techniques to keep transaction costs as low as possible. The Fund will maintain flexibility to trade opportunistically in order to strike a balance between maintaining the desired exposure to positive momentum while attempting to keep transaction costs low.</p> <p>The Scheme may also invest a certain portion of its corpus in debt and money market securities. Investment in debt securities will be guided by credit quality, liquidity, interest rates and their outlook.</p> <p>The Scheme may invest in various derivative instruments. Derivatives will be used for the purpose of hedging, and portfolio balancing or such other purpose as may be permitted under the regulations and Guidelines from time to time. Such investments shall be subject to the investment objective and strategy of the Scheme and the internal limits if any, as laid down from time to time. These include but are not limited to futures (both stock and index) and options (stock and index).</p> <p>For detailed derivative strategies, please refer to SAI.</p> <p><b>PORTFOLIO TURNOVER</b></p> <p>The Scheme is an open-ended scheme. It is expected that there would be a number of subscriptions and redemptions on a daily basis. Consequently, it is difficult to estimate with any reasonable measure of accuracy, the likely turnover in the portfolio.</p> <p>There may be an increase in transaction cost such as brokerage paid, if trading is done frequently. However, the cost would be negligible as compared to the total expenses of the Scheme. Frequent trading may increase the profits which will offset the increase in costs. The fund manager will endeavor to optimize portfolio turnover to maximize gains and minimize risks keeping in mind the cost associated with it. However, it is difficult to estimate with reasonable accuracy, the likely turnover in the portfolio of the Scheme. The Scheme has no specific target relating to portfolio turnover.</p>
<b>Risk profile of the scheme</b>	<p><b>Mutual Fund Units involve investment risks including the possible loss of principal. Please read the SID carefully for details on risk factors before investment.</b></p> <p><b>Scheme specific Risk Factors are summarized below:</b></p> <p>The scheme may invest in stocks that exhibit momentum in price and/or earnings growth. However, the stocks may continue to languish and may not attain the anticipated price. The scheme is subject to investment style risk; the schemes' performance may not be in line with the general market in scenarios of strong upward or downward cycles. Further, the prices of securities invested by the scheme may not behave as expected by Fund Manager; this may affect the returns of the scheme adversely. The scheme will involve active monitoring and may lead to changes in the portfolio involving both sale and purchase of the existing stocks and purchase of new stocks, if any.</p>

**Risks associated with investments in Equity and Equity related instruments:**

Investments in equity and equity related securities involve a degree of risk and investors should not invest in equity schemes unless they afford to take the risk of losing their investment. Equity instruments by nature are volatile and prone to price fluctuations on a daily basis due to both micro and macro factors. Volatility in the capital markets, changes in policies of the Government, taxation laws or any other political and economic development may negatively affect the prices of the securities invested in by the Scheme. Trading volumes, settlement periods and transfer procedures may restrict the liquidity of some of the investments. The Scheme may inter-alia also may be exposed to the risk arising from over exposure to few securities/issuers/sectors.

**Risks associated with Derivatives**

The Scheme may invest in derivative products in accordance with and to the extent permitted under the Regulations. The use of derivatives requires an understanding of the underlying instruments and the derivatives themselves. The risk of investments in derivatives includes mispricing or improper valuation and the inability of derivatives to correlate perfectly with underlying assets, rates and indices.

**Risk Associated with covered call strategy**

The Scheme may write covered call option only in case it has adequate number of underlying equity shares as per regulatory requirement. This would lead to setting aside a portion of investment in underlying equity shares. If covered call options are sold to the maximum extent allowed by regulatory authority, the Scheme may not be able to sell the underlying equity shares immediately if the view changes to sell and exit the stock. The covered call options need to be unwound before the stock positions can be liquidated. This may lead to a loss of opportunity, or can cause exit issues if the strike price at which the call option contracts have been written become illiquid. Hence, the Scheme may not be able to sell the underlying equity shares, which can lead to temporary illiquidity of the underlying equity shares and result in loss of opportunity.

**Risks associated with investments in Fixed Income Securities:**

The NAV of the Scheme, to the extent invested in fixed income securities, will be affected by changes in the interest rates due to various factors such as government borrowing, inflation, economic performance etc. The NAV of the Scheme is expected to increase from a fall in interest rates while it would be adversely affected by an increase in the level of interest rates. Investments in Fixed Income securities may inter-alia carry Re-investment Risk, Spread Risk, Credit/Default Risk, Liquidity Risk, Prepayment Risk, etc.

**Risk associated with investing in Foreign Securities**

Subject to necessary regulatory approvals and within the investment objectives of the Scheme, the Scheme may invest in overseas markets which carry risks related to fluctuations in the foreign exchange rates, the nature of the securities market of the country, repatriation of capital due to exchange controls and political circumstances. It is AMC's belief that investment in foreign securities offer new investment and portfolio diversification opportunities into multi-market and multicurrency products. However, such investments also entail additional risks. Such investment opportunities may be pursued by AMC provided they are considered appropriate in terms of the overall investment objectives of the Scheme. Since the Scheme may

invest only partially in foreign securities, there may not be readily available and widely accepted benchmarks to measure performance of the Scheme.

**Risks associated with Short Selling & Securities Lending**

Securities Lending is a lending of securities through an approved intermediary to a borrower under an agreement for a specified period with the condition that the borrower will return equivalent securities of the same type or class at the end of the specified period along with the corporate benefits accruing on the securities borrowed. There are risks inherent in securities lending, including the risk of failure of the other party, in this case the approved intermediary to comply with the terms of the agreement. Such failure can result in a possible loss of rights to the collateral, the inability of the approved intermediary to return the securities deposited by the lender and the possible loss of corporate benefits accruing thereon.

Short-selling is the sale of shares or securities that the seller does not own at the time of trading. Instead, he borrows it from someone who already owns it. Later, the short seller buys back the stock/security he shorted and returns the stock/security to the lender to close out the loan. The inherent risks are Counterparty risk and liquidity risk of the stock/security being borrowed. The security being short sold might be illiquid or become illiquid and covering of the security might occur at a much higher price level than anticipated, leading to losses.

**Risks associated with investing in Securities Segment and Tri-party Repo trade settlement**

The mutual fund is exposed to the extent of its contribution to the default fund of CCIL at any given point in time i.e. in the event that the default waterfall is triggered and the contribution of the mutual fund is called upon to absorb settlement/default losses of another member by CCIL, the scheme may lose an amount equivalent to its contribution to the default fund.

**Risks associated with transaction in Units through stock exchange(s):**

In respect of transaction in Units of the Scheme through Bombay Stock Exchange ("BSE") and / or National Stock Exchange ("NSE"), allotment and redemption of Units on any Business Day will depend upon the order processing / settlement by NSE and / or BSE and their respective clearing corporations on which the Fund has no control.

**Risks associated with Restrictions on Redemption:**

The Trustee and the AMC may impose restrictions on redemptions when there are circumstances leading to a systemic crisis or event that severely constricts market liquidity or the efficient functioning of markets. Accordingly, such restriction may affect the liquidity of the Scheme and there may be a delay in investors receiving part of their redemption proceeds.

**Risks associated with Segregated portfolio:**

The AMC / Trustee shall decide on creation of segregated portfolio of the Scheme in case of a credit event at issuer level i.e. downgrade in credit rating by a Credit Rating Agencies (CRA) or actual default of either the interest or principal amount, in case of its unrated debt or money market instruments. Accordingly, Investor holding units of segregated portfolio may not be able to liquidate their holding till the time recovery of money from the issuer. The Security comprises of segregated portfolio may not realise any value.

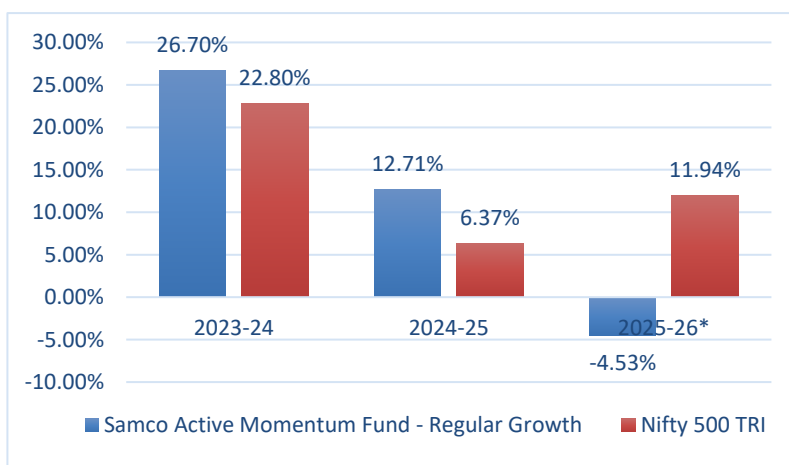


	<p>Further, listing of units of segregated portfolio in recognised stock exchange does not necessarily guarantee their liquidity. There may not be active trading of units in the stock market. Further trading price of units on the stock market may be significantly lower than the prevailing NAV.</p> <p>For details on risk factors and risk mitigation measures, please refer SID.</p>
<p><b>Plans and Options</b> Plans/Options and sub options under the Scheme</p>	<p>There will be two plans under the Scheme namely, Regular Plan and Direct Plan.</p> <ul style="list-style-type: none"> <li>Samco Active Momentum Fund – Regular Plan</li> <li>Samco Active Momentum Fund – Direct Plan</li> </ul> <p><b>Regular Plan:</b> This Plan is for investors who wish to route their investment through any distributor.</p> <p><b>Direct Plan:</b> This Plan is only for investors who purchase /subscribe Units in a Scheme directly with the Mutual Fund and is not available for investors who route their investments through a Distributor.</p> <p>All the plans will have common portfolio.</p> <p><b>Option under each Plan(s)</b></p> <p>Growth Option</p> <p>For detailed disclosure on default plans and options, kindly refer SAI.</p>
<p><b>Applicable NAV (after the scheme opens for subscriptions and redemptions)</b></p>	<p><b>Subscriptions/Purchases including Switch - ins:</b></p> <p>The following cut-off timings shall be observed by the Mutual Fund in respect of purchase of units of the Scheme and the following NAVs shall be applied for such purchase:</p> <ol style="list-style-type: none"> <li>In respect of valid applications received upto 3.00 p.m. on a Business Day at the Designated Investor Service Centre and funds for the entire amount of subscription/purchase /switch-in as per the application are credited to the bank account of the respective Scheme / the Fund before the cut-off time i.e. available for utilization before the cut-off time – the closing NAV of the day on which the funds are available for utilization shall be applicable</li> <li>In respect of valid applications received after 3.00 p.m. on a Business Day at the Designated Investor Service Centre and funds for the entire amount of subscription/purchase /switch-in as per the application are credited to the bank account of the respective Scheme / the Fund after cut-off time i.e. available for utilization after the cut-off time – the closing NAV of the day next business day on which the funds are available for utilization shall be applicable</li> <li>Irrespective of the time of the receipt of valid application at the Designated Investor Service Centre where funds for the entire amount of subscription/purchase /switch-in as per the application are credited to the bank account of the respective Scheme / the Fund before cut-off time of next business day i.e. available for utilization before the cut-off time on any subsequent Business day - the closing NAV of the day of such Business day on which the funds are available for utilization shall be applicable. For allotment of units in respect of purchase in the Scheme under Pt. (3) above, it shall be ensured that: <ol style="list-style-type: none"> <li>Application is received before the applicable cut-off time</li> <li>Funds for the entire amount of subscription/purchase as per the application are credited to the bank account of the Scheme before the cut-off time.</li> </ol> </li> </ol>

	<p>iii. The funds are available for utilization before the cut-off time without availing any credit facility whether intra-day or otherwise, by the Scheme.</p> <p>For allotment of units in respect of switch-in to the scheme under Pt. (3) above from other schemes, it shall be ensured that:</p> <p>i. Application for switch-in is received before the applicable cut-off time.</p> <p>ii. Funds for the entire amount of subscription/purchase as per the switch-in request are credited to the bank account of the Scheme before the cut-off time.</p> <p>iii. The funds are available for utilization before the cut-off time without availing any credit facility whether intra-day or otherwise, by the Scheme.</p> <p><b>Redemptions including Switch - outs:</b></p> <p>The following cut-off timings shall be observed by the Mutual Fund in respect of Repurchase of Units:</p> <p>1. where the application received upto 3.00 pm – closing NAV of the day of receipt of application; and</p> <p>2. an application received after 3.00 pm – closing NAV of the next Business Day.</p> <p><b>Note:</b> In case the application is received on a Non-Business Day, it will be considered as if received on the Next Business Day.</p> <p>The above mentioned cut off timing shall also be applicable to transactions through the online trading platform.</p> <p>In case of Transaction through Stock Exchange Infrastructure, the Date of Acceptance will be reckoned as per the date &amp; time; the transaction is entered in stock exchange's infrastructure for which a system generated confirmation slip will be issued to the investor.</p>		
<b>Minimum application and redemption amount/number of units</b>	<b>Purchase</b>	<b>Additional Purchase</b>	<b>Repurchase</b>
	₹ 5000/- and in multiples of ₹ 1 thereafter	₹ 500 and multiples of ₹ 1 thereafter	There will be no minimum redemption criteria
	For details of investment/transaction through SIP/STP/SWP facility please refer to the SID.		
<b>Despatch of Redemption Request</b>	As per SEBI Regulations, the Mutual Fund shall initiate Redemption proceeds within 3 Working Days of receiving a valid Redemption request. In case of exceptional situations listed in AMFI Circular No. AMFI/35P/MEM-COR/74/2022-23 dated January 16, 2023 read with clause 14.2 of SEBI Master Circular dated June 27, 2024, redemption payment would be made within the permitted additional timelines. A penal interest of 15% per annum or such other rate as may be prescribed by SEBI from time to time, will be paid in case the Redemption proceeds are not initiated within above timelines from the date of receipt of a valid Redemption request.		
<b>Benchmark index</b>	Nifty 500 TRI		
<b>IDCW policy</b>	N.A.		
<b>Name of fund manager</b>	Mr. Umeshkumar Mehta Mrs. Nirali Bhansali Mr. Dhawal Dhanani Ms. Komal Grover		
<b>Name of the Trustee</b>	Samco Trustee Private Limited		
<b>Performance of the scheme</b>	<b>Performance of Samco Active Momentum Fund – Regular Plan - Growth as at October 31, 2025 is as follows:</b>		

Period	Samco Active Momentum Fund- Regular Plan- Growth	Nifty 500 Index TRI
Returns for the last 1 year	-7.09%	5.56%
Returns for the last 3 years	---	---
Returns for the last 5 years	---	---
Returns Since Inception (05 Jul 2023)	13.77%	14.04%

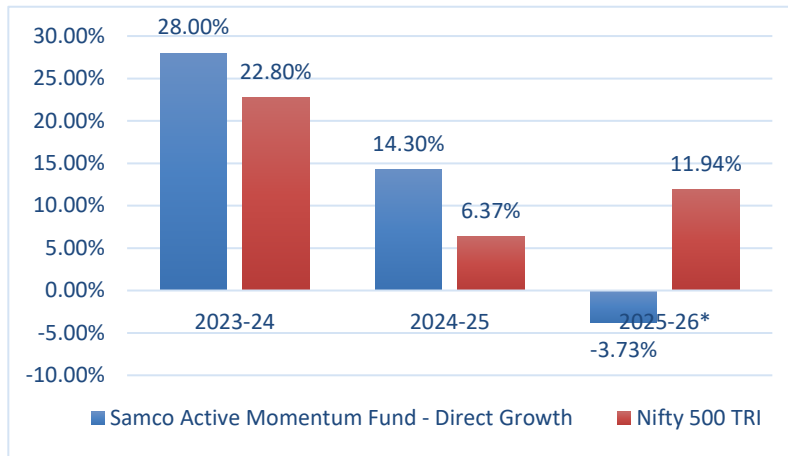
**Absolute Returns for each Financial Year for the last Five years – Regular Plan**



**Performance of Samco Active Momentum Fund – Direct Plan - Growth as at October 31, 2025 is as follows**

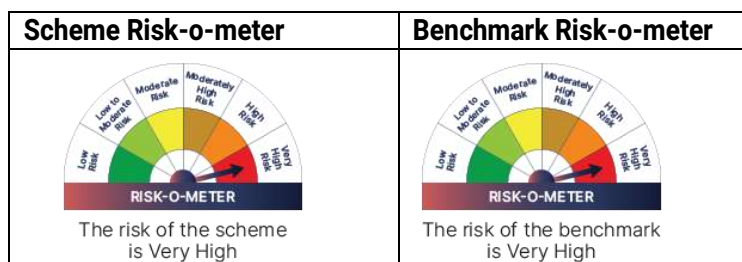
Period	Samco Active Momentum Fund- Direct Plan- Growth	Nifty 500 Index TRI
Returns for the last 1 year	-5.81%	5.56%
Returns for the last 3 years	---	---
Returns for the last 5 years	---	---
Returns Since Inception (5 Jul 2023)	15.39%	14.04%

**Absolute Returns for each Financial Year for the last Five years – Direct Plan**



Past performance may or may not be sustained in future and should not be used as a basis of comparison with other investments. Since inception returns of the scheme is calculated on face value of Rs. 10 invested at inception. Different Plans i.e. Regular Plan and Direct Plan under the scheme has different expense structure.

Note: Returns are absolute for period less than 1 year. Returns are compounded annualized for period more than or equal to 1 year. The returns are based on growth option NAVs. \*The data is as on October 31, 2025. The benchmark for the Scheme is NIFTY 500 Index TRI. In case, the start date or the end date of the concerned period is a non-business day, the NAV of the previous business day is considered for computation of returns.



Portfolio Disclosure	<p><b>i. Scheme's portfolio holdings (top 10 holdings by issuer and fund allocation towards various sectors) as on October 31, 2025 –</b></p> <p>Please refer the below weblink for detailed description:  <a href="https://www.samcomf.com/downloads">https://www.samcomf.com/downloads</a></p> <p><b>ii. Functional website link for Portfolio Disclosure - Fortnightly / Monthly/ Half Yearly</b></p> <p>Please visit <a href="https://www.samcomf.com/StatutoryDisclosure">https://www.samcomf.com/StatutoryDisclosure</a> to obtain Scheme's latest monthly portfolio holding statement.</p> <p><b>iii. Portfolio Turnover Rate – 8.42 times</b></p> <p><b>iv. Aggregate investment in the Scheme by Concerned scheme's Fund Manager(s):</b></p>
----------------------	---

	S. No.	Category of Persons	Net Value		Market Value (in Rs.)
		Concerned scheme's Fund Manager(s)	Units	NAV per unit	
	1.	Mr. Umesh Kumar Mehta	43,752	13.95	6,10,343
	2.	Mrs. Nirali Bhansali	34,553	13.95	4,82,021
	3.	Mr. Dhawal Dhanani	17,009	13.95	2,37,281
	4.	Ms. Komal Grover	N.A.	N.A.	N.A.
		<b>Total</b>	<b>95,315</b>	<b>13.95</b>	<b>13,29,645</b>
	<p>For any other disclosure w.r.t investments by key personnel and AMC directors including regulatory provisions in this regard kindly refer SAI.</p> <p><b>Investments of AMC in the Scheme</b> – Pursuant to Regulation 25(16A) of the SEBI (MF) Regulations, 1996 and para 6.9 of SEBI Master Circular on Mutual Funds dated June 27, 2024, the AMC will invest minimum amount as a percentage of AUM based on the risk associated with the Scheme and such investment will not be redeemed unless the Scheme is wound up. The AMC will conduct quarterly review to ensure compliance with above requirement which may change either due to change in value of the AUM or in the risk value assigned to the scheme. The shortfall in value of the investment, if any, will be made good within 7 days of such review.</p> <p>In addition to investments as mandated under Regulation 25(16A) of the Regulations as mentioned above, the AMC may invest in the scheme during the continuous offer period subject to the SEBI (Mutual Funds) Regulations. As per the existing SEBI (Mutual Funds) Regulations, the AMC will not charge investment management and advisory fee on the investment made by it in the scheme.</p> <p>The Sponsor, Trustee and their associates may invest in the scheme on an ongoing basis subject to SEBI (Mutual Funds) Regulations &amp; circulars issued by SEBI from time to time. In addition, the funds managed by the sponsors, Samco Group may invest in the Scheme. The details are provided on <a href="http://www.samcomf.com">www.samcomf.com</a>.</p> <p>In addition, the funds managed by the sponsors, Samco Group may invest in the Scheme. The details are provided on <a href="http://www.samcomf.com">www.samcomf.com</a>.</p> <p>vi. Risk-o-meter shall be evaluated on a monthly basis and the Risk-o-meter shall be disclosed along with portfolio disclosure on AMC's website and on AMFI website within 10 days from the close of each month.</p> <p>vii. Scheme Summary Document (SSD) shall be updated on a Monthly basis or on changes in any specified fields, whichever is earlier. The same shall be uploaded on websites of the AMC, AMFI and stock exchanges.</p>				
<b>Expenses of the scheme</b>	<b>Type of Load</b>	<b>Load chargeable (as %age of NAV)</b>			
	Entry Load	Not Applicable			
	Exit Load	<ul style="list-style-type: none"> <li>1.00% if the investment is redeemed or switched out on or before 365 days from the date of allotment of units</li> </ul>			



- No Exit Load will be charged if investment is redeemed or switched out after 365 days from the date of allotment of units.

The load structure will be equally applicable to all special products offered under the schemes such as SIP, STP, etc. However, no load will be applicable for switches between the plans under the scheme and switches between the options under each plan under the scheme. Further, the AMC shall not charge any load on units allotted on Reinvestment of Income Distribution cum Capital Withdrawal, if any, for existing as well as prospective investors.

The entire exit load (net of GST), charged, if any, shall be credited to the scheme. The Investor is requested to check the prevailing Load structure of the Scheme before investing.

For any change in Load structure AMC will issue an addendum and display it on the website/Investor Service Centres.

The Trustee/AMC reserves the right to change / modify the Load structure from a prospective date.

### Recurring expenses

These are the fees and expenses for operating the Scheme. These expenses include Investment Management and Advisory Fee charged by the AMC, Registrar and Transfer Agents' fee, marketing and selling costs etc. as given in the table below:

The AMC has estimated that upto 2.25% of the daily net assets of the scheme will be charged to the scheme as expenses. For the actual Annual Scheme Recurring expenses currently being charged, the investor should refer to the website of the Mutual Fund at <https://www.samcomf.com/total-expense-ratio>

S.no	Expenses Head	(% of Daily Net Assets (Estimated p.a.)
i.	Investment Management & Advisory Fee	Upto 2.25%
ii.	Audit fees/fees and expenses of trustees	
iii.	Custodial Fees	
iv.	Registrar & Transfer Agent Fees including cost of providing account statements / redemption cheques/ warrants	
v.	Marketing & Selling Expenses including Agents Commission and statutory advertisement	
vi.	Costs related to investor communications	
vii.	Costs of fund transfer from location to location	
viii.	Cost towards investor education & awareness	
	Goods & Services Tax on expenses other than investment and advisory fees	
ix.	Other Expenses (to be specified as per Reg 52 of SEBI MF Regulations)	Upto 0.12% / 0.05%
xi.	Brokerage and transaction costs including Goods & Service Tax, under Regulation 52 (6A)(a)	
xii.	Goods and Service Tax on investment and advisory fees	At actual
<b>A.</b>	<b>Maximum total expense ratio (TER) permissible under Regulation 52 (6) (c)</b>	<b>Upto 2.25%</b>
B.	Additional expenses under regulation 52(6A) (c)	Upto 0.05%
C.	Additional expenses for gross new inflows from specified cities	Upto 0.30%

The recurring expenses of the Scheme (including the Investment Management and Advisory Fees) shall be as per the limits prescribed under the SEBI (MF) Regulations. These are as follows:

**(I) Recurring expenses including the investment management and advisory fee:**

Assets under management Slab (In ₹ crore)	Total expense ratio limits
On the first ₹ 500 crores of the daily net assets	2.25%
On the next ₹ 250 crores of the daily net assets	2.00%
On the next ₹ 1250 crores of the daily net assets	1.75%
On the next ₹ 3000 crores of the daily net assets	1.60%
On the next ₹ 5000 crores of the daily net assets	1.50%
On the next ₹ 40,000 crores of the daily net assets	Total expense ratio reduction of 0.05% for every increase of ₹ 5,000 crores of daily net assets or part thereof.
On the balance of the assets	1.05%

**(II) In addition to the above, the following costs or expenses may be charged to the Scheme, as per sub regulation 52(6A) namely-**

- Brokerage and transaction costs which are incurred for the purpose of execution of trade up to 0.12 per cent of trade value in case of cash market transactions and 0.05 per cent of trade value in case of derivatives transactions.
- expenses not exceeding 0.30% of daily net assets, if the new inflows from retail investors from such cities as specified by SEBI from time to time are at least - (i) 30% of gross new inflows in the scheme, or; (ii) 15% of the average assets under management (year to date) of the scheme, whichever is higher.

Provided that if inflows from retail investors from such cities are less than the higher of (i) or (ii) above, such expenses on daily net assets of the scheme shall be charged on proportionate basis.

Provided further that expenses charged under this clause shall be utilised for sales, marketing and distribution expenses incurred for bringing inflows from such cities.

Provided further that amount incurred as expense on account of inflows from retail investors from such cities shall be credited back to the scheme in case the said inflows are redeemed within a period of one year from the date of investment.

These expenses are in abeyance with effect from March 1, 2023 till further instructions from SEBI.

- additional expenses not exceeding 0.05% of daily net assets of the scheme towards various permissible expenses.

Provided that such additional expenses shall not be charged to the schemes where the exit load is not levied or applicable.

Any expenditure in excess of the limits specified in sub-regulations 52 (6) and 52 (6A)] shall be borne by the asset management company or by the trustee or sponsors.

**(III) The AMC may charge Goods and service tax on investment and advisory fees to the Scheme in addition to the maximum limit of annual recurring expenses as prescribed in Regulation 52. Further, the below mentioned expenses and charges shall be borne by the Scheme within the maximum limit of annual recurring expenses as prescribed in Regulation 52.**

- a) Goods and Service tax on expenses other than investment and advisory fees; and,
- b) Brokerage and transaction costs (including Goods and service tax) incurred for the purpose of execution of trade in excess of 0.12% in case of cash market transactions, and 0.05% in case of derivatives transactions, if any.

**Note:**

- a. These estimates have been made in good faith as per the information available and estimates made by the Investment Manager/ AMC and are subject to change inter-se or in total subject to prevailing Regulations.
- b. The expenses towards Investment Management and Advisory Fees under Regulation 52(2) and the various sub-heads of recurring expenses mentioned under Regulation 52(4) of SEBI (MF) Regulations are apportionable without any internal cap in nature. Thus, there shall be no internal sub-limits within the expense ratio for expense heads mentioned under Regulation 52 (2) and (4) respectively. Further, the additional expenses under Regulation 52(6A) (c) may be incurred either towards investment & advisory fees and/or towards other expense heads as stated above.
- c. All fees and expenses charged in a Direct Plan (in percentage terms) under various heads including the investment and advisory fee shall not exceed the fees and expenses charged under such heads in Regular Plan. Direct Plan shall have a lower expense ratio excluding distribution expenses, commission, etc. and no commission for distribution of Units will be paid/ charged under Direct Plan.

**Please refer the illustration given below in this regard:**

Particulars	Regular Plan	Direct Plan
Amount Invested at the beginning of the year (in Rs.)	10,000	10,000
Returns before Expenses (in Rs.)	1,500	1,500
Expenses other than Distribution Expenses (in Rs.)	150	150
Distribution Expenses (in Rs.)	50	-
Returns after Expenses at the end of the Year (in Rs.)	1,300	1,350

Any circular/clarification issued by SEBI in regard to expenses chargeable to the Scheme/Plan(s) will automatically become applicable and will be incorporated in the SID/SAI/KIM accordingly.

The mutual fund would update the current expense ratios on its website ([www.samcomf.com](http://www.samcomf.com)) at least three working days prior to the effective date of the change. Investors can refer 'Total Expense Ratio of Mutual Fund Schemes' section on <https://www.samcomf.com/total-expense-ratio> for Total Expense Ratio (TER) details

**Illustration of impact of expense ratio on scheme's returns**

	<p>For any scheme, NAV is computed on a daily basis factoring in all the assets as well as liabilities of the Scheme (including expenses charged). Expenses charged to the Scheme bring down its NAV and hence the investor's net returns on a corresponding basis.</p> <table border="1"> <thead> <tr> <th colspan="2">Illustration of expenses and impact on the return</th></tr> </thead> <tbody> <tr> <td>Opening NAV Per Unit for the Day (a)</td><td>10.0000</td></tr> <tr> <td>Closing NAV Per Unit for the Day (b)</td><td>11.0000</td></tr> <tr> <td>NAV Movement Per Unit (c = a - b)</td><td>1.0000</td></tr> <tr> <td>Flat Return for the Day after expenses ( d = (c / a) %)</td><td>10.00%</td></tr> <tr> <td>TER % (e)</td><td>2.00%</td></tr> <tr> <td>Expenses for the Day (f = (b * e)/365)</td><td>0.0006</td></tr> <tr> <td>Expenses for the Day % (g = (f / b) %)</td><td>0.0055%</td></tr> <tr> <td>Flat Return prior to expenses for the Day (h = d + g)</td><td>10.0055%</td></tr> </tbody> </table> <p><b>Please Note:</b></p> <p>The above illustration is purely given to explain the impact of the expense ratio on a scheme's return and should not be construed as an indicative return of the scheme.</p> <p>Any tax impact has not been considered in the above example, in view of the individual nature of the tax implications. Each investor is advised to consult his or her own financial advisor.</p> <p><b>Actual expenses* for the previous Financial year (2024-2025):</b></p> <p>Regular Plan: 2.25%</p> <p>Direct Plan: 0.87%</p> <p>*The actual expenses of the Scheme includes additional expenses under Regulations 52(6A)(c) and GST (Good and Service Tax) on management fees.</p>	Illustration of expenses and impact on the return		Opening NAV Per Unit for the Day (a)	10.0000	Closing NAV Per Unit for the Day (b)	11.0000	NAV Movement Per Unit (c = a - b)	1.0000	Flat Return for the Day after expenses ( d = (c / a) %)	10.00%	TER % (e)	2.00%	Expenses for the Day (f = (b * e)/365)	0.0006	Expenses for the Day % (g = (f / b) %)	0.0055%	Flat Return prior to expenses for the Day (h = d + g)	10.0055%
Illustration of expenses and impact on the return																			
Opening NAV Per Unit for the Day (a)	10.0000																		
Closing NAV Per Unit for the Day (b)	11.0000																		
NAV Movement Per Unit (c = a - b)	1.0000																		
Flat Return for the Day after expenses ( d = (c / a) %)	10.00%																		
TER % (e)	2.00%																		
Expenses for the Day (f = (b * e)/365)	0.0006																		
Expenses for the Day % (g = (f / b) %)	0.0055%																		
Flat Return prior to expenses for the Day (h = d + g)	10.0055%																		
<b>Tax treatment for unitholders</b>	Investors are advised to refer to the details in the Statement of Additional Information and also to consult their own tax advisors with respect to the specific amount of tax and other implications arising out of their participation in the Scheme.																		
<b>Daily Net Asset Value (NAV) publication</b>	<p>The AMC will calculate and disclose the first NAV of the Scheme within 5 business days from the date of allotment. Subsequently, the AMC will calculate and disclose the NAVs on all business Days. The AMC shall update the NAVs on its website (<a href="http://www.samcomf.com">www.samcomf.com</a>) and of the Association of Mutual Funds in India (AMFI) (<a href="http://www.amfiindia.com">www.amfiindia.com</a>) before 11.00 p.m. on every Business Day.</p> <p>The NAVs will be calculated and disclosed on all the business Days. The AMC shall update the NAVs on the website of the AMC (<a href="http://www.samcomf.com">www.samcomf.com</a>) and of the Association of Mutual Funds in India - AMFI (<a href="http://www.amfiindia.com">www.amfiindia.com</a>) before 11.00 p.m. on every Business Day (subject to following exception). In terms of clause 8.2 of SEBI Master Circular no. SEBI/HO/IMD/IMD-PoD-1/P/CIR/2024/90 dated June 27, 2024, the AMC shall ensure that NAV of scheme is disclosed based on the value of underlying securities/ Funds as on the T day (i.e. date of investment in MF units in India). Accordingly, if the scheme has investment in Overseas securities, then the NAV shall be uploaded at AMFI before 10.00 a.m. on the immediately succeeding Business Day to capture same day price of underlying securities.</p> <p>If the NAVs are not available before the commencement of Business Hours on the following day due to any reason, the Mutual Fund shall issue a press release giving reasons and explaining when the Mutual Fund would be able to publish the NAV.</p>																		

	<p>The disclosure of NAV as outlined above is as per the prevailing SEBI Regulations and is subject to change from time to time.</p>
<p><b>For investor grievances</b> <b>Please contact</b></p>	<p><b>Registrar and Transfer Agent:</b> K-Fin Technologies Limited, Unit - Samco Mutual Fund, Selenium, Tower B, Plot number 31 &amp; 32, Financial District, Gachibowli, Nanakramguda, Serilingampally Mandal, Hyderabad - 500032. TEL: 040 33211000.</p> <p><b>Name:</b> Mr. Sadath Ali Khan  <b>Address :</b> Samco Asset Management Private Limited 1003 – A, Naman Midtown, Senapati Bapat Marg, Prabhadevi, Mumbai – 400 013</p> <p><b>Phone no.:</b> 63572 22000, <b>Fax No:</b> 022 4170 8989. <b>Toll Free:</b> 1800 1034757  <b>E-mail:</b> mfassist@samcomf.com</p> <p>If not satisfied with the response of the intermediary you can lodge your grievances with SEBI at <a href="http://scores.gov.in">http://scores.gov.in</a> or you may also write to any of the offices of SEBI. For any queries, feedback or assistance, please contact SEBI Office on Toll Free Helpline at 1800 22 7575 / 1800 266 757.</p> <p>For any grievances with respect to transactions through BSE StAR and / or NSE MFSS, the investors / Unit Holders should approach either the stock broker or the investor grievance cell of the respective stock exchange.</p>
<p><b>Unitholder's information</b></p>	<p><b>Account Statement</b></p> <p>On acceptance of the application for subscription, an allotment confirmation specifying the number of units allotted by way of e-mail and/or SMS within 5 business days from the date of receipt of allotment will be sent to the unit holders registered e-mail address and/or mobile number.</p> <p><b>Consolidated Account Statement</b></p> <p>A Consolidated Account Statement (CAS) detailing all the transactions across all mutual funds (including transaction charged paid to the distributor) and holding at the end of the month shall be sent to the Unit holders in whose folio(s) transaction(s) have taken place during the month on or before 12th day of the succeeding month in case of investors who have opted for delivery via electronic mode. In case of investors who have opted for delivery via physical mode, CAS shall be dispatched by the 15th day from the month end.</p> <p>Half-yearly CAS shall be issued at the end of every six months (i.e. September/ March) on or before 18th day of succeeding month, in case of investors who have opted for delivery via electronic mode. Such Consolidated Account Statement shall reflect the latest closing balance and value of the Units prior to the date of generation of the consolidated account statement. In case of investors who have opted for delivery via physical mode, CAS shall be dispatched by the 21st day of succeeding month.</p> <p>For further details, refer SAI.</p> <p><b>Annual Report:</b></p> <p>Scheme/Plan-wise Annual Report or an abridged summary thereof shall be mailed (email id where e mail id is provided unless otherwise required) to all Unit Holders within four months</p>



	<p>(or such other period as may be specified by SEBI from time to time) from the date of closure of the relevant accounting year i.e. 31st March each year. and full annual report shall be available for inspection at the Head Office of the Mutual Fund and a copy shall be made available to the Unit holders on request on payment of nominal fees, if any. Scheme wise annual report shall also be displayed on the website of the Mutual Fund (<a href="http://www.samcomf.com">www.samcomf.com</a>) and on the website of Association of Mutual Funds in India (<a href="http://www.amfiindia.com">www.amfiindia.com</a>).</p> <p>Unitholders whose email addresses are not registered with the Mutual Fund may 'opt-in' to receive a physical copy of the annual report or an abridged summary thereof. Further, AMC shall provide a physical copy of the abridged summary of the Annual Report, without charging any cost, on a specific request received from a unitholder.</p> <p>AMC shall also publish an advertisement every year, in an all-India edition of one national English daily newspaper and in one Hindi newspaper, disclosing the hosting of the scheme wise annual report on the website of the Mutual Fund and AMFI and the modes through which a unitholder can submit a request for a physical or electronic copy of the annual report or abridged summary thereof.</p> <p><b>Monthly and Half yearly Disclosures: Portfolio / Financial Results</b></p> <p>The AMC will disclose the portfolio of the Scheme (along with ISIN) as on the last day of the month / half year on the website of the Mutual Fund and AMFI within 10 days from the close of each month/ half year (i.e. 31st March and 30th September) respectively in a user-friendly and downloadable spreadsheet format. Further, AMC shall publish an advertisement in an all-India edition of one national English daily newspaper and one Hindi newspaper, every half year, disclosing the hosting of the half-yearly statement of its schemes' portfolio on the website of the Mutual Fund and AMFI and the modes through which unitholder(s) can submit a request for a physical or electronic copy of the statement of scheme portfolio.</p> <p>The AMC will also provide a dashboard, in a comparable, downloadable (spreadsheet) and machine-readable format, providing performance and key disclosures like Scheme's AUM, investment objective, expense ratios, portfolio details, scheme's past performance etc. on website.</p> <p>The AMC shall send via email both the monthly and half-yearly statement of scheme portfolio within 10 days from the close of each month / half-year respectively. The unitholders whose e-mail addresses are not registered with the Fund are requested to update / provide their email address to the Fund for updating the database. Since the Scheme is a new Scheme, Top 10 Holdings and Sector wise holdings are not available.</p> <p>Additionally, in terms of SEBI Master Circular no. SEBI/HO/IMD/IMD-PoD-1/P/CIR/2024/90 dated June 27, 2024, the AMC shall also include the Scheme risk-o-meter, name of benchmark and risk-o-meter of benchmark in the portfolio disclosure.</p> <p>The AMC shall provide a physical copy of the statement of scheme portfolio, without charging any cost, on specific request received from a unit holder.</p> <p><b>For further details, please refer the SID of the Scheme.</b></p>
<b>Stamp Duty</b>	<p>Pursuant to Notification No. S.O. 1226(E) and G.S.R. 226(E) dated March 30, 2020 issued by Department of Revenue, Ministry of Finance, Government of India, read with Part I of Chapter IV of Notification dated February 21, 2019 issued by Legislative Department, Ministry of Law and Justice, Government of India on the Finance Act, 2019, stamp duty @0.005% of the transaction value would be levied on applicable mutual fund transactions.</p>

	<p>Accordingly, pursuant to levy of stamp duty, the number of units allotted on purchases, switch-ins, Systematic Investment Plan (SIP) installments, Systematic Transfer Plan (STP) installments, Reinvestment of Income Distribution cum Capital Withdrawal etc. to the unit holders would be reduced to that extent. Units will be created only for the balance amount i.e. Net Investment Amount as reduced by the stamp duty. The stamp duty will be computed at the rate of 0.005% on an inclusive method basis.</p> <p>For instance: If the transaction amount is Rs. 100,000 /-. the stamp duty will be calculated as follows: <math>((\text{Transaction Amount} \times 0.005\%) = \text{Rs. } 5)</math>.</p> <p>If the applicable Net Asset Value (NAV) is Rs. 10 per unit, then units allotted will be calculated as follows: <math>(\text{Transaction Amount} - \text{Stamp Duty}) / \text{Applicable NAV} = 9,999.50 \text{ units}</math>.</p>
--	--

